

FUND FACTS

Fund Launch Date	Dec 2016
Fund Size	€3.15m
Base Currency	EUR
Tax	Gross
MoneyMate ID	25005693
CIV Charge	0.05%
AMC	0%

Source: Legal and General Investment Managers 31 October 2018. Performance data quoted on a bid to bid basis i.e. the price investors sell units.

FUND MANAGER INFORMATION



Fund Manager(s)

LGIM Index Fund Management Team

Fund Manager Profile

The Index Fund management team comprises 29 investment professionals with average industry experience of 14 years. Together they are responsible for a wide range of index funds – covering equities, fixed income and alternative asset classes. The team has £277 billion index assets under management.

Source: LGIM 31 October 2018.

FUND INTRODUCTION

Fund Objective

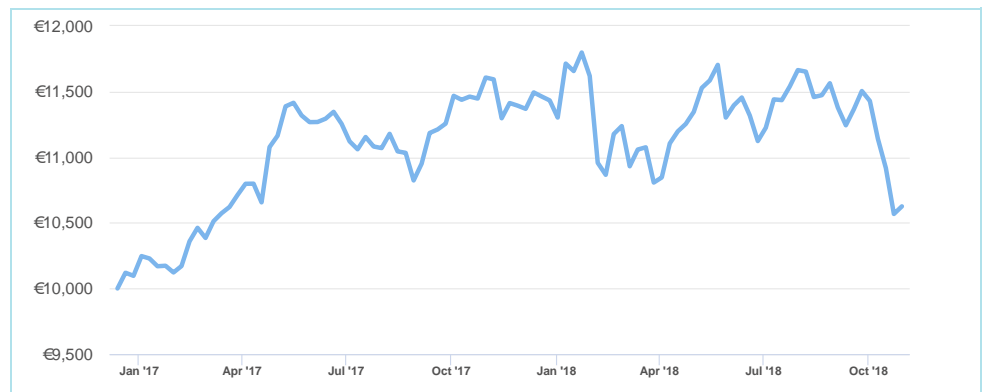
Our L&G Europe (excl. UK) Index Fund invests in the L&G Europe Ex. UK Equity Fund (the "underlying fund") a sub fund of L&G ICAV. The following information refers to the underlying fund.

Fund Strategy

- The investment objective of the fund is to provide the investors with the return in line with the performance of European equity markets, excluding UK, as currently represented by the MSCI Europe Ex UK index.

FUND PERFORMANCE

Growth of €10,000 to 31 Oct 2018



Annualised Return – L&G Europe (ex.UK) Equity Index Fund

	1m	3m	YTD	1y	3y	5y	10y	Since Launch
Total Return	-5.95%	-7.37%	-4.56%	-6.92%	--	--	--	-1.82%

Calendar Year Return – L&G Europe (ex.UK) Equity Index Fund

	2017	2016	2015	2014	2013
Total Return	11.76%	--	--	--	--

Source: Longboat Analytics 31 Oct 2018. Performance data quoted on a bid to bid basis i.e. the price investors sell units. Gross of AMC.

- Warning: Past performance is not a reliable guide to future performance.
- Warning: The value of your investment may go down as well as up.
- Warning: If you invest in these funds you may lose some or all of the money you invest.
- Warning: The funds may be affected by changes in currency exchange rates.

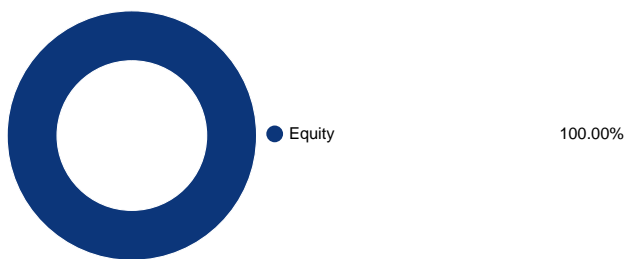
Top 10 Holdings

1	Nestle	4.37%
2	Novartis	3.16%
3	Roche Hldgs (Genus)	2.85%
4	Total	2.38%
5	SAP	1.76%
6	Sanofi	1.68%
7	Allianz SE	1.54%
8	Siemens AG	1.47%
9	LVMH	1.42%
10	Unilever	1.35%
Total		21.98%

Regional Allocation

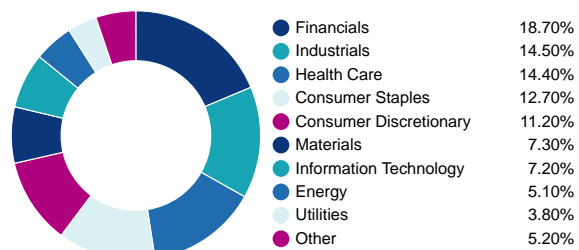
	France	24.42%
	Germany	19.90%
	Switzerland	19.04%
	Netherlands	7.36%
	Spain	6.59%
	Sweden	5.90%
	Italy	5.01%
	Denmark	3.63%
	Finland	2.30%
	Other	5.84%

ASSET MIX



Source: Legal and General Investment Managers 31 October 2018

SECTOR BREAKDOWN



Source: Legal and General Investment Managers 31 October 2018

RISKS

Risk Rating as at 31 October 2018

1	2	3	4	5	6	7
Very Low	Low	Low to Medium	Medium	Medium to High	High	Very High

Please note this is the risk rating of the L&G Europe (ex.UK) Equity Index Fund fund which may differ from the risk rating of the underlying fund. The risk rating shown is not guaranteed and may change over time. For more information on our risk ratings, please see 'Your investment options' brochure which is available through your financial broker or on www.aviva.ie.

Key Risks

Before you invest in this fund, or any fund, it is important that you speak with your financial broker to ensure you understand and are comfortable with the risks involved. These risks include but are not limited to:

Details of the risks of investing in a fund are explained in the 'Your Investment Options' brochure which you can download on www.aviva.ie or is available from your financial broker.

Risk Factors

Market Fluctuations
Capital and returns are not guaranteed
Currency Risk
Counterparty Risk
Derivative Risk
Liquidity Risk
Inflation Risk

CHARGES

Standard Charges

This charge may be reflected in the fund's unit price and/or taken by the deduction of units. Talk to your financial broker about the annual management charges and any other charges that may apply on your product. Other charges may apply on your product. Where a fund invests in another fund(s) additional charges may apply. Where these charges apply, these will be reflected in the unit price and the overall charge may be higher than what is shown in this factsheet.

ADDITIONAL INFORMATION

- We cannot guarantee the accuracy or completeness of the data provided by Longboat Analytics or the Fund Manager.
- For more information you can view daily fund prices and performance on our fund centre.
- A glossary of terms used in this document is available in the "Your Investment Options" brochure which is available from your broker or on www.Aviva.ie.

Want to talk to us about your policy?

We are open 9am to 5pm Monday to Friday.



Tel: 1890 64 64 64
+353 1 898 7950



Email: csc@aviva.com



Website: www.Aviva.ie