

FUND FACTS

Fund Launch Date	Apr 2009
Fund Size	€9.17m
Base Currency	EUR
Number of Holdings	72
Tax	Gross
MoneyMate ID	25005761
Yield to Maturity	1.76%
Duration	13.96 years
AMC	0%

Source: Aviva Investors 31 October 2018.
Performance data quoted on a bid to bid basis i.e. the price investors sell units.

FUND INTRODUCTION

Fund Objective

The fund invests principally in a portfolio of government fixed interest bonds.

Fund Strategy

- The fund principally invests in Eurozone government bonds but can also invest in index linked government bonds, non-Eurozone government bonds and cash.
- The fund is managed against a Eurozone government bond benchmark of 10 years +.
- Any non Eurozone currency risk will normally be hedged.

FUND MANAGER INFORMATION



Fund Manager(s)

Julien Rolland

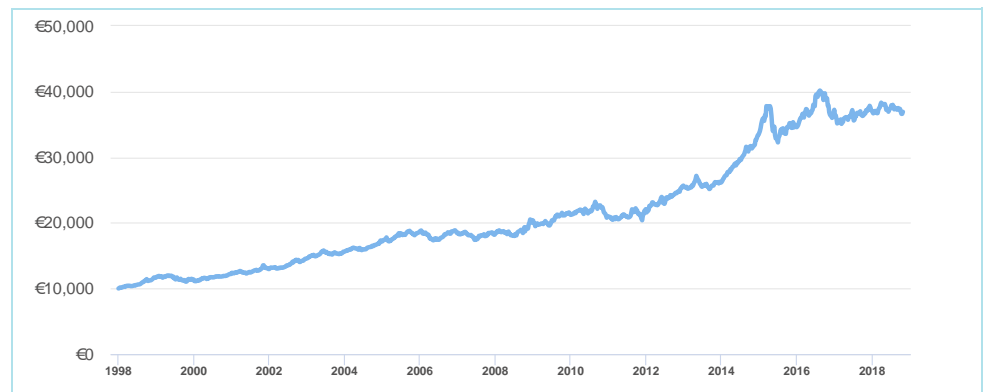
Fund Manager Profile

Aviva Investors manage over €400.0 billion in assets. The fund is managed in by the fixed interest team in Paris. The fixed interest team manage €249.5 billion in assets.

Source: Aviva Investors 31 October 2018.
Aviva Investors Global Services Ltd is authorised and regulated by the Financial Conduct Authority and a member of the Investment Association.

FUND PERFORMANCE

Growth of €10,000 to 31 Oct 2018



Annualised Return – Long Bond Fund

	1m	3m	YTD	1y	3y	5y	10y	Since Launch
Total Return	-0.04%	-1.27%	0.66%	-0.14%	2.1%	7.19%	6.87%	6.5%

Calendar Year Return – Long Bond Fund

	2017	2016	2015	2014	2013
Total Return	-0.41%	6.35%	3.36%	28.87%	1.73%

Source: Longboat Analytics 31 Oct 2018. Performance data quoted on a bid to bid basis i.e. the price investors sell units. Gross of AMC.

- Warning: Past performance is not a reliable guide to future performance.
- Warning: The value of your investment may go down as well as up.
- Warning: If you invest in these funds you may lose some or all of the money you invest.
- Warning: The funds may be affected by changes in currency exchange rates.

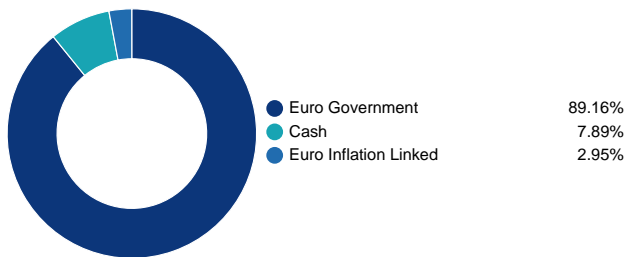
Top 10 Holdings

1	Spain 2.35 30/07/2033	3.65%
2	France 2.5 25/05/2030	3.63%
3	France 4.5 25/04/2041	3.19%
4	Italy 6 01/05/2031	3.05%
5	Germany 4.75 04/07/2040	2.74%
6	Italy 3.5 01/03/2030	2.52%
7	Portugal 3.88 15/02/2030	2.49%
8	France 1.25 25/05/2036	2.41%
9	Spain 5.15 31/10/2044	2.37%
10	Italy 2.45 01/09/2033	2.29%
Total		28.34%

Regional Allocation

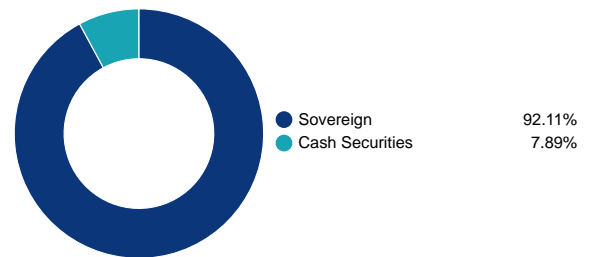
	France	24.75%
	Italy	19.71%
	Spain	15.75%
	Germany	9.08%
	Belgium	8.06%
	European Union	7.89%
	Netherlands	4.55%
	Portugal	4.32%
	Austria	3.40%
	Other	2.49%

ASSET MIX



Source: Aviva Investors 31 October 2018

SECTOR BREAKDOWN



Source: Aviva Investors 31 October 2018

RISKS

Risk Rating as at 31 October 2018

1	2	3	4	5	6	7
Very Low	Low	Low to Medium	Medium	Medium to High	High	Very High

Please note this is the risk rating of the Long Bond Fund fund which may differ from the risk rating of the underlying fund.

The risk rating shown is not guaranteed and may change over time. For more information on our risk ratings, please see 'Your investment options' brochure which is available through your financial broker or on www.aviva.ie.

Key Risks

Before you invest in this fund, or any fund, it is important that you speak with your financial broker to ensure you understand and are comfortable with the risks involved. These risks include but are not limited to:

Details of the risks of investing in a fund are explained in the 'Your Investment Options' brochure which you can download on www.aviva.ie or is available from your financial broker.

Risk Factors

Market Fluctuations
Capital and returns are not guaranteed
Currency Risk
Counterparty Risk
Derivative Risk
Liquidity Risk
Inflation Risk

CHARGES

Standard Charges

This charge may be reflected in the fund's unit price and/or taken by the deduction of units. Talk to your financial broker about the annual management charges and any other charges that may apply on your product. Other charges may apply on your product. Where a fund invests in another fund(s) additional charges may apply. Where these charges apply, these will be reflected in the unit price and the overall charge may be higher than what is shown in this factsheet.

ADDITIONAL INFORMATION

- We cannot guarantee the accuracy or completeness of the data provided by Longboat Analytics or the Fund Manager.
- For more information you can view daily fund prices and performance on our fund centre.
- A glossary of terms used in this document is available in the "Your Investment Options" brochure which is available from your broker or on www.Aviva.ie.

Want to talk to us about your policy?

We are open 9am to 5pm Monday to Friday.



Tel: 1890 64 64 64
+353 1 898 7950



Email: csc@aviva.com



Website: www.Aviva.ie