

# Fund Factsheet

## Cash Fund

18 Jun 2026

### FUND FACTS

Fund Launch Date	Feb 2010
Fund Size	€1511.63m
Base Currency	EUR
Tax	Gross
MoneyMate ID	25003929
Yield	1.99%
Duration	0.13 years
AMC	0%

Performance data quoted on a bid to bid basis i.e. the price investors sell units.

### FUND MANAGER INFORMATION



#### Fund Manager(s)

Demi Angelaki

#### Fund Manager Profile

Aviva Investors is a global asset manager with broad and deep expertise across all major asset classes.

Source: Aviva Investors 30 April 2026.

### FUND INTRODUCTION

#### Fund Objective

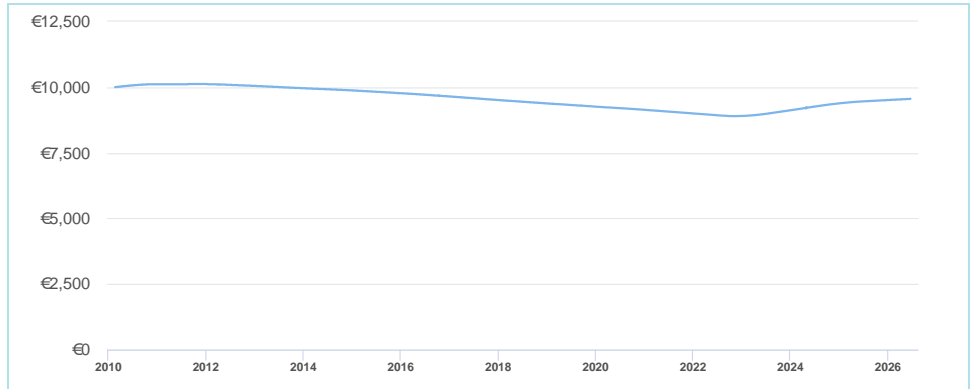
This fund is aiming to generate returns in line with the ESTR Overnight Rate.

#### Fund Strategy

- The fund can invest in term deposits, call deposits, certificates of deposits, commercial paper and AAA rated money market funds.
- The fund can only deposit money with institutions above a certain credit rating.
- There is no unit price guarantee on this fund.
- This is an Article 8 fund under EU SFDR.

### FUND PERFORMANCE

#### Growth of €10,000 to 18 Jun 2026



#### Annualised Return to 18 Jun 2026 – Cash Fund

	1m	3m	YTD	1y	3y	5y	10y
Total Return	0.19%	0.57%	0.99%	2.12%	3.16%	2.07%	0.84%

#### Calendar Year Return – Cash Fund

	2025	2024	2023	2022	2021
Total Return	2.37%	3.92%	3.48%	-0.07%	-0.52%

Source: Longboat Analytics 18 Jun 2026. Performance data quoted on a bid to bid basis i.e. the price investors sell units. Gross of AMC.

**Warning: The value of your investment may go down as well as up .**  
**Warning: If you invest in this fund you may lose some or all the money you invest.**  
**Warning: Past performance is not a guide to future performance.**  
**Warning: This fund may be affected by changes in currency exchange rates.**

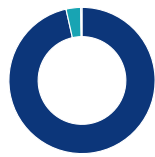
Top 10 Holdings

1	LANDESBANK BADEN WUERTTEMBERG EURO 1.92 05-MAY-2026(BAVB1MJF6)	4.91%
2	NATWEST MARKETS NV EURO 1.94 05-MAY-2026	3.64%
3	LA BANQUE POSTALE EURO 1.92 05-MAY-2026	1.88%
4	CREDIT AGRICOLE SA EURO 1.93 05-MAY-2026	1.88%
5	REP FRANCE (REPUBLIC OF) TERM 1.97 05-MAY-2026	1.73%
6	MUFG BANK LTD EURO 1.92 05-MAY-2026	1.45%
7	DBS BANK LTD 1.932 06-OCT-2026 Reg-S (SENIOR)	0.58%
8	NATIONAL BANK OF CANADA 1.932 23-OCT-2026 (SENIOR)	0.46%
9	NATIONAL BANK OF CANADA 1.932 12-FEB-2027 Reg-S (SENIOR UNSECURED)	0.44%
10	ROYAL BANK OF CANADA LONDON 1.932 19-MAR-2027 Reg-S (SENIOR UNSECURED)	0.43%
<b>Total</b>		<b>17.40%</b>

Regional Allocation

	France	21.41%
	United States	9.64%
	Germany	9.07%
	Japan	7.98%
	Netherlands	7.55%
	Canada	6.57%
	Sweden	5.83%
	Australia	5.32%
	Qatar	4.84%
	Other	21.79%

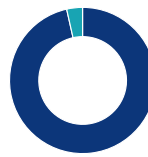
ASSET MIX



- Cash & Currency 96.49%
- Global Corporate Bonds 3.22%
- Emerging Market Bonds 0.29%

Source: Aviva Investors 30 April 2026

SECTOR BREAKDOWN



- Cash 96.49%
- Corporates 3.51%

Source: Aviva Investors 30 April 2026

RISKS

Risk Rating as at 30 April 2026

1	2	3	4	5	6	7
Very Low	Low	Low to Medium	Medium	Medium to High	High	Very High

Please note this is the risk rating of the Cash Fund fund which may differ from the risk rating of the underlying fund.

The risk rating shown is not guaranteed and may change over time. For more information on our risk ratings, please see 'Your Investment Guide' brochure which is available through your Financial Broker or on [www.aviva.ie](http://www.aviva.ie).

Key Risks

Before you invest in this fund, or any fund, it is important that you speak with your Financial Broker to ensure you understand and are comfortable with the risks involved. These risks include but are not limited to:

Details of the risks of investing in a fund are explained in the 'Your Investment Guide' brochure which you can download on [www.aviva.ie](http://www.aviva.ie) or is available from your Financial Broker.

Risk Factors

Market Fluctuations
Capital and returns are not guaranteed
Derivative Risk
Counterparty Risk
Inflation Risk
Liquidity Risk

CHARGES

Standard Charges

Performance figures shown do not include the effect of commissions, fees, taxes or other charges. These costs will reduce your return. You can get details from your broker or at [aviva.ie/charges-and-fees](http://aviva.ie/charges-and-fees), and existing customers can also find fee information in their annual benefit statement or through the Online Service Centre.

ADDITIONAL INFORMATION

- We cannot guarantee the accuracy or completeness of the data provided by Longboat Analytics or the Fund Manager.
- For more information you can view daily fund prices and performance on our fund centre.
- A glossary of terms used in this document is available in the "Your Investment Options" brochure which is available from your Financial Broker or on [www.Aviva.ie](http://www.Aviva.ie).

Want to talk to us about your policy?

We are open 9am to 5pm Monday to Friday.



Tel: 1800 159 159  
+353 1 898 7950



Email: [csc@aviva.com](mailto:csc@aviva.com)



Website: [www.Aviva.ie](http://www.Aviva.ie)