

Fund Factsheet

Cash Fund Series M

22 May 2026

FUND FACTS

Fund Launch Date	May 2003
Fund Size	€1500.19m
Base Currency	EUR
Tax	Gross
MoneyMate ID	25000285
Yield	2.02%
Duration	0.12 years
AMC	1.00%

Performance data quoted on a bid to bid basis i.e. the price investors sell units.

FUND MANAGER INFORMATION



Fund Manager(s)

Demi Angelaki

Fund Manager Profile

Aviva Investors is a global asset manager with broad and deep expertise across all major asset classes.

Source: Aviva Investors 31 March 2026.

FUND INTRODUCTION

Fund Objective

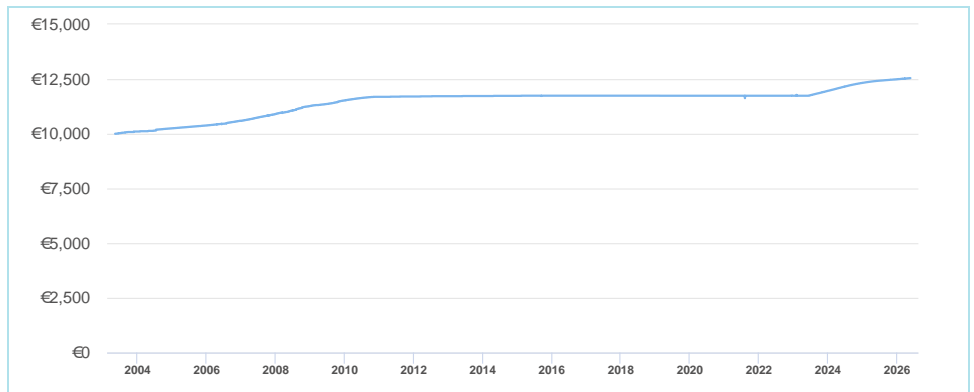
To invest in deposits and money making instruments. The fund provides unit price protection to ensure the unit price cannot fall.

Fund Strategy

- The fund can invest in term deposits, call deposits, certificates of deposits, commercial paper and AAA rated money market funds.
- The fund can only deposit money with institutions above a certain credit rating.
- There is no unit price guarantee on this fund.
- This is an Article 8 fund under EU SFDR.

FUND PERFORMANCE

Growth of €10,000 to 22 May 2026



Annualised Return to 22 May 2026 – Cash Fund Series M

	1m	3m	YTD	1y	3y	5y	10y
Total Return	0.12%	0.24%	0.41%	1.08%	2.24%	1.34%	0.66%

Calendar Year Return – Cash Fund Series M

	2025	2024	2023	2022	2021
Total Return	1.34%	3.05%	1.91%	0%	0%

Source: Longboat Analytics 22 May 2026. Performance data quoted on a bid to bid basis i.e. the price investors sell units. Net of AMC.

Warning: The value of your investment may go down as well as up .
Warning: If you invest in this fund you may lose some or all the money you invest.
Warning: Past performance is not a guide to future performance.
Warning: This fund may be affected by changes in currency exchange rates.

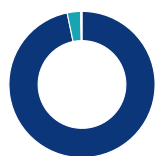
Top 10 Holdings

1	LANDESBANK BADEN WUERTTEMBERG EURO 1.92 01-APR-2026 (BAVAWU5C8)	5.09%
2	NATWEST MARKETS NV EURO 1.94 01-APR-2026	3.35%
3	REP FRANCE (REPUBLIC OF) TERM 1.97 01-APR-2026	2.41%
4	CREDIT AGRICOLE SA EURO 1.93 01-APR-2026	2.32%
5	LA BANQUE POSTALE EURO 1.92 01-APR-2026	2.14%
6	MUFG BANK LTD EURO 1.92 01-APR-2026	1.34%
7	DBS BANK LTD 1.929 06-OCT-2026 Reg-S (SENIOR)	0.54%
8	NATIONAL BANK OF CANADA 1.929 23-OCT-2026 (SENIOR)	0.43%
9	NATIONAL BANK OF CANADA 1.929 12-FEB-2027 Reg-S (SENIOR UNSECURED)	0.40%
10	CANADIAN IMPERIAL BANK OF COMMERCE 1.929 10-JUL-2026 Reg-S (SENIOR)	0.40%
Total		18.42%

Regional Allocation

	France	19.02%
	Germany	11.07%
	Japan	8.72%
	United States	7.85%
	Netherlands	7.31%
	Canada	7.29%
	Sweden	5.63%
	Finland	4.87%
	Qatar	4.48%
	Other	23.78%

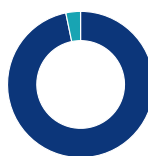
ASSET MIX



- Cash & Currency 96.75%
- Global Corporate Bonds 2.98%
- Emerging Market Bonds 0.27%

Source: Aviva Investors 31 March 2026

SECTOR BREAKDOWN



- Cash 96.75%
- Corporates 3.25%

Source: Aviva Investors 31 March 2026

RISKS

Risk Rating as at 31 March 2026

1	2	3	4	5	6	7
Very Low	Low	Low to Medium	Medium	Medium to High	High	Very High

Please note this is the risk rating of the Cash Fund Series M fund which may differ from the risk rating of the underlying fund.

The risk rating shown is not guaranteed and may change over time. For more information on our risk ratings, please see 'Your Investment Guide' brochure which is available through your Financial Broker or on www.aviva.ie.

Key Risks

Before you invest in this fund, or any fund, it is important that you speak with your Financial Broker to ensure you understand and are comfortable with the risks involved. These risks include but are not limited to:

Details of the risks of investing in a fund are explained in the 'Your Investment Guide' brochure which you can download on www.aviva.ie or is available from your Financial Broker.

Risk Factors

Market Fluctuations
Derivative Risk
Counterparty Risk
Inflation Risk
Liquidity Risk

CHARGES

Standard Charges

Performance figures shown do not include the effect of commissions, fees, taxes or other charges. These costs will reduce your return. You can get details from your broker or at aviva.ie/charges-and-fees, and existing customers can also find fee information in their annual benefit statement or through the Online Service Centre.

ADDITIONAL INFORMATION

- We cannot guarantee the accuracy or completeness of the data provided by Longboat Analytics or the Fund Manager.
- For more information you can view daily fund prices and performance on our fund centre.
- A glossary of terms used in this document is available in the "Your Investment Options" brochure which is available from your Financial Broker or on www.Aviva.ie.

Want to talk to us about your policy?

We are open 9am to 5pm Monday to Friday.



Tel: 1800 159 159 +353 1 898 7950



Email: csc@aviva.com



Website: www.Aviva.ie