

Fund Factsheet

Corporate Bond Fund

31 January 2026

FUND FACTS

Fund Launch Date	Apr 2009
Fund Size	€62.2m
Base Currency	EUR
Tax	Gross
MoneyMate ID	25002971
Yield	3.44%
Duration	4.33 years
AMC	0%

Performance data quoted on a bid to bid basis i.e. the price investors sell units.

FUND MANAGER INFORMATION



Fund Manager(s)

James Vokins

Justine Vroman

Fund Manager Profile

Aviva Investors is a global asset manager with broad and deep expertise across all major asset classes.

Source: Aviva Investors 31 January 2026.

FUND INTRODUCTION

Fund Objective

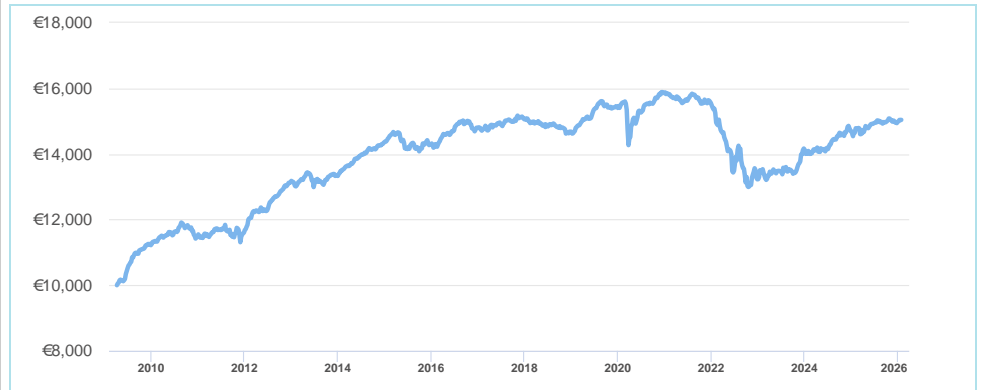
This fund is aiming to outperform the Market iBoxx Euro Corporate Bond Index over the long term.

Fund Strategy

- The fund invests principally in investment grade corporate bonds i.e. bonds issued by companies with high credit rating. The fund can also invest in bonds issued by government and cash.
- It is an actively managed fund with a target tracking error of 1% and a duration of +/- 2 years relative to the benchmark.
- The maximum exposure to non-Euro denominated bonds is 20% but all non-Eurozone currency exposure must be hedged.
- Derivatives may be used to reduce risk, such as foreign currency risk within the fund.
- This fund is classified as ESG Article 8 under EU SFDR.

FUND PERFORMANCE

Growth of €10,000 to 31 Jan 2026



Annualised Return to 31 Jan 2026 – Corporate Bond Fund

	1m	3m	YTD	1y	3y	5y	10y
Total Return	0.55%	0.16%	0.55%	3.44%	4.88%	0.02%	1.52%

Calendar Year Return – Corporate Bond Fund

	2025	2024	2023	2022	2021
Total Return	2.96%	4.89%	8.59%	-14.25%	-1.18%

Source: Longboat Analytics 31 Jan 2026. Performance data quoted on a bid to bid basis i.e. the price investors sell units. Gross of AMC.

Warning: The value of your investment may go down as well as up .
Warning: If you invest in this fund you may lose some or all the money you invest.
Warning: Past performance is not a guide to future performance.
Warning: This fund may be affected by changes in currency exchange rates.


Top 10 Holdings

1	CREDIT AGRICOLE SA 4.25 11-JUL-2029 Reg-S (SENIOR NON-PREFERRED)	2.04%
2	HSBC Holding PLC 4.752 10-MAR-2028 Reg-S (SENIOR)	1.71%
3	MORGAN STANLEY 0.495 26-OCT-2029 (SENIOR NON-PREFERRED)	1.67%
4	CITIGROUP INC 3.75 14-MAY-2032 Reg-S (SENIOR)	1.59%
5	JPMORGAN CHASE & CO 4.457 13-NOV-2031 Reg-S (SENIOR)	1.54%
6	JOHN DEERE BANK SA 3.3 15-OCT-2029 Reg-S (SENIOR UNSECURED)	1.49%
7	ELIA GROUP SA 3.875 11-JUN-2031 Reg-S (SENIOR)	1.35%
8	VERIZON COMMUNICATIONS INC HYBRID 4.0 15-JUN-2056 (CAPSEC (BTP))	1.30%
9	VAR ENERGI ASA 3.875 12-MAR-2031 Reg-S (SENIOR)	1.30%
10	VOLKSWAGEN INTERNATIONAL FINANCE N 1.875 30-MAR-2027 Reg-S (SENIOR)	1.30%
Total		15.29%

Regional Allocation

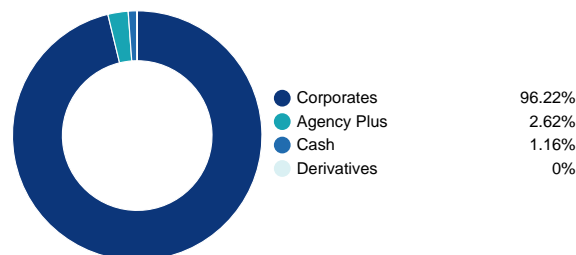
	United States	26.53%
	France	14.87%
	United Kingdom	14.28%
	Netherlands	11.46%
	European Union	10.97%
	Germany	5.05%
	Spain	4.82%
	Italy	3.55%
	Luxembourg	1.47%
	Other	7.01%

ASSET MIX



Source: Aviva Investors 31 January 2026

SECTOR BREAKDOWN



Source: Aviva Investors 31 January 2026

RISKS

Risk Rating as at 31 January 2026

1	2	3	4	5	6	7
Very Low	Low	Low to Medium	Medium	Medium to High	High	Very High

Please note this is the risk rating of the Corporate Bond Fund fund which may differ from the risk rating of the underlying fund.

The risk rating shown is not guaranteed and may change over time. For more information on our risk ratings, please see 'Your Investment Guide' brochure which is available through your Financial Broker or on www.aviva.ie.

Key Risks

Before you invest in this fund, or any fund, it is important that you speak with your Financial Broker to ensure you understand and are comfortable with the risks involved. These risks include but are not limited to:

Details of the risks of investing in a fund are explained in the 'Your Investment Guide' brochure which you can download on www.aviva.ie or is available from your Financial Broker.

Risk Factors

Market Fluctuations
Capital and returns are not guaranteed
Currency Risk
Counterparty Risk
Derivative Risk
Liquidity Risk
Inflation Risk

CHARGES

Standard Charges

Performance figures shown do not include the effect of commissions, fees, taxes or other charges. These costs will reduce your return. You can get details from your broker or at aviva.ie/charges-and-fees, and existing customers can also find fee information in their annual benefit statement or through the Online Service Centre.

ADDITIONAL INFORMATION

- We cannot guarantee the accuracy or completeness of the data provided by Longboat Analytics or the Fund Manager.
- For more information you can view daily fund prices and performance on our fund centre.
- A glossary of terms used in this document is available in the "Your Investment Options" brochure which is available from your Financial Broker or on www.Aviva.ie.

Want to talk to us about your policy?

We are open 9am to 5pm Monday to Friday.



Tel: 1800 159 159
+353 1 898 7950



Email: csc@aviva.com



Website: www.Aviva.ie