

Fund Factsheet

Indexed Eurozone Corp Bonds (Closed 12/06/23)

30 June 2023

FUND FACTS

Fund Launch Date	Apr 2013
Fund Size	€14.87m
Base Currency	EUR
Number of Holdings	2244
Tax	Gross
MoneyMate ID	25003826
Yield to Maturity	4.39%
Duration	4.52 years
CIV Charge	0.04%
AMC	0%

Source: Performance data quoted on a bid to bid basis i.e. the price investors sell units.

FUND INTRODUCTION

Fund Objective

The objective of this fund is to track the performance of the fixed-rate, investment grade, Euro denominated corporate bond market

Fund Strategy

- This fund invests in the State Street Euro Corporate Bond ESG Screened Index Fund, which currently tracks the Bloomberg Barclays Euro-Aggregate Corporate Bond Index. This is a passively managed fund.
- The fund tracks the index after screening out securities based on an assessment of their adherence to ESG criteria.
- This is an ESG Article 8 fund under EU SFDR.
- The fund may use financial derivative instruments, financial contracts whose prices are dependent on one or more underlying assets, in order to manage the portfolio efficiently.

FUND PERFORMANCE

Growth of €10,000 to 30 Jun 2023



Annualised Return to 30 Jun 2023 – Indexed Eurozone Corp Bonds (Closed 12/06/23)

	1m	3m	YTD	1y	3y	5y	10y
Total Return	0.12%	1.04%	2.2%	0.77%	-3%	-0.99%	1.24%

Calendar Year Return – Indexed Eurozone Corp Bonds (Closed 12/06/23)

	2022	2021	2020	2019	2018
Total Return	-13.5%	-0.98%	2.75%	6.5%	-1.62%

Source: Performance data quoted on a bid to bid basis i.e. the price investors sell units. Gross of AMC.

FUND MANAGER INFORMATION

STATE STREET GLOBAL ADVISORS

Fund Manager(s)

State Street Global Advisors

Fund Manager Profile











State Street Global Advisors helps investors around the world ranging from governments and institutions to financial advisors find better ways to achieve their investment goals. They have a long history of developing innovative investment strategies to help their clients, and those who rely on them, achieve their investment goals.

Source: SSGA 30 June 2023.

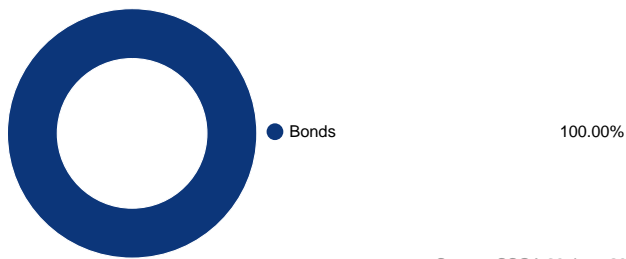
State Street Global Advisors Ireland Limited is regulated by the Central Bank of Ireland.

Warning: The value of your investment may go down as well as up.
Warning: If you invest in this fund you may lose some of all of the money you invest.
Warning: Past performance is not a reliable guide to future performance.
Warning: This fund may be affected by changes in currency exchange rates.

Geographical

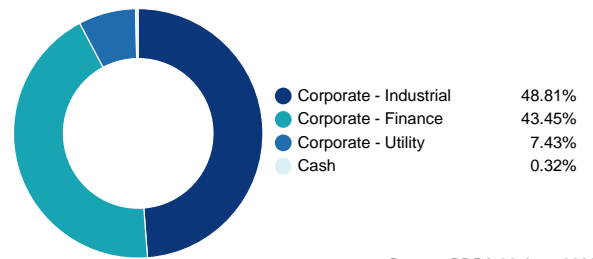
	UNITED STATES	20.50%
	FRANCE	19.46%
	GERMANY	12.83%
	UNITED KINGDOM	8.95%
	NETHERLANDS	6.11%
	SPAIN	5.71%
	ITALY	5.28%
	SWEDEN	2.94%
	SWITZERLAND	2.70%
	Other	15.52%

ASSET MIX



Source: SSGA 30 June 2023

SECTOR BREAKDOWN



Source: SSGA 30 June 2023

RISKS

Risk Rating as at 30 June 2023

1	2	3	4	5	6	7
Very Low	Low	Low to Medium	Medium	Medium to High	High	Very High

Please note this is the risk rating of the Indexed Eurozone Corp Bonds (Closed 12/06/23) fund which may differ from the risk rating of the underlying fund.

The risk rating shown is not guaranteed and may change over time. For more information on our risk ratings, please see 'Your Investment Guide' brochure which is available through your Financial Broker or on www.aviva.ie.

Key Risks

Before you invest in this fund, or any fund, it is important that you speak with your financial broker to ensure you understand and are comfortable with the risks involved. These risks include but are not limited to:

Details of the risks of investing in a fund are explained in the 'Your Investment Guide' brochure which you can download on www.aviva.ie or is available from your Financial Broker.

Risk Factors

Market Fluctuations
Capital and returns are not guaranteed
Counterparty Risk
Derivative Risk
Liquidity Risk
Inflation Risk
Pricing Basis Risk

CHARGES

Standard Charges

This charge may be reflected in the fund's unit price and/or taken by the deduction of units. Talk to your financial broker about the annual management charges and any other charges that may apply on your product. Other charges may apply on your product. Where a fund invests in another fund(s) additional charges may apply. Where these charges apply, these will be reflected in the unit price and the overall charge may be higher than what is shown in this factsheet.

ADDITIONAL INFORMATION

- We cannot guarantee the accuracy or completeness of the data provided by Longboat Analytics or the Fund Manager.
- The asset mix reflects the underlying asset allocation of the security/securities held by the fund.
- Some additional cash may be held for liquidity, trading and normal fund administration costs.
- For more information you can view daily fund prices and performance on our fund centre.
- A glossary of terms used in this document is available in the "Your Investment Options" brochure which is available from your broker or on www.Aviva.ie.

Want to talk to us about your policy?

We are open 9am to 5pm Monday to Friday.



Tel: 1800 159 159
+353 1 898 7950



Email: csc@aviva.com



Website: www.Aviva.ie